



Location: ACL1 - City Hall

Report on 24-hour TSP monitoring
 Action Level ($\mu\text{g}/\text{m}^3$) - 163
 Limit Level ($\mu\text{g}/\text{m}^3$) - 260

Date	Sampling Time	Weather Condition	Filter paper no.	Filter Weight, g		Elapse Time, hr		Sampling Time, hr	Flow Rate, m^3/min			Total Volume, m^3	TSP Level, $\mu\text{g}/\text{m}^3$
				Initial	Final	Initial	Final		Initial, Q_{si}	Final, Q_{sf}	Average		
6-Aug-19	8:00	Cloudy	ACL1_24hr_000869	2.6645	2.7304	5951.23	5975.23	24.00	0.85	0.85	0.85	1230	53.6
12-Aug-19	8:00	Cloudy	ACL1_24hr_000919	2.7046	2.7424	5978.23	6002.23	24.00	0.85	0.85	0.85	1227	30.8
17-Aug-19	8:00	Rainy	ACL1_24hr_000983	2.7078	2.7478	6005.23	6029.23	24.00	0.98	0.98	0.98	1418	28.2
23-Aug-19	8:00	Cloudy	ACL1_24hr_001374	2.8811	2.9769	6032.23	6056.23	24.00	0.93	0.93	0.93	1336	71.7
29-Aug-19	8:00	Rainy	ACL1_24hr_001312	2.8433	2.8798	6059.23	6083.23	24.00	0.93	0.93	0.93	1342	27.2

Report on 1-hour TSP monitoring
 Action Level ($\mu\text{g}/\text{m}^3$) - 460
 Limit Level ($\mu\text{g}/\text{m}^3$) - 500

Date	Sampling Time	Weather Condition	Filter paper no.	Filter Weight, g		Elapse Time, hr		Sampling Time, hr	Flow Rate, m^3/min			Total Volume, m^3	TSP Level, $\mu\text{g}/\text{m}^3$
				Initial	Final	Initial	Final		Initial, Q_{si}	Final, Q_{sf}	Average		
7-Aug-19	8:59	Cloudy	ACL1_1hr_1_000903	2.7216	2.7233	5975.23	5976.23	1.00	0.85	0.85	0.85	51	33.2
7-Aug-19	10:41	Cloudy	ACL1_1hr_2_000910	2.6982	2.6989	5976.23	5977.23	1.00	0.85	0.85	0.85	51	13.7
7-Aug-19	13:00	Cloudy	ACL1_1hr_3_000916	2.7002	2.7012	5977.23	5978.23	1.00	0.85	0.85	0.85	51	19.5
13-Aug-19	9:12	Rainy	ACL1_1hr_1_000959	2.6912	2.6927	6002.23	6003.23	1.00	0.85	0.85	0.85	51	29.3
13-Aug-19	10:14	Rainy	ACL1_1hr_2_000967	2.7102	2.7120	6003.23	6004.23	1.00	0.85	0.85	0.85	51	35.2
13-Aug-19	13:00	Rainy	ACL1_1hr_3_000975	2.7285	2.7312	6004.23	6005.23	1.00	0.85	0.85	0.85	51	52.8
19-Aug-19	8:20	Cloudy	ACL1_1hr_1_000392	2.6972	2.7010	6029.23	6030.23	1.00	0.86	0.86	0.86	51	73.9
19-Aug-19	10:34	Cloudy	ACL1_1hr_2_000396	2.6955	2.6988	6030.23	6031.23	1.00	0.86	0.86	0.86	51	64.2
19-Aug-19	13:00	Cloudy	ACL1_1hr_3_000779	2.7116	2.7155	6031.23	6032.23	1.00	0.92	0.92	0.92	55	70.7
24-Aug-19	8:42	Cloudy	ACL1_1hr_1_001361	2.8323	2.8448	6056.23	6057.23	1.00	0.93	0.93	0.93	56	225.2
24-Aug-19	9:45	Cloudy	ACL1_1hr_2_001340	2.8173	2.8299	6057.23	6058.23	1.00	0.93	0.93	0.93	56	227.0
24-Aug-19	10:46	Cloudy	ACL1_1hr_3_001364	2.8113	2.8311	6058.23	6059.23	1.00	0.93	0.93	0.93	56	356.7
30-Aug-19	8:42	Rainy	ACL1_1hr_1_001398	2.8255	2.8292	6083.23	6084.23	1.00	0.93	0.93	0.93	56	66.1
30-Aug-19	9:45	Rainy	ACL1_1hr_2_000775	2.7025	2.7049	6084.23	6085.23	1.00	0.93	0.93	0.93	56	42.8
30-Aug-19	10:50	Rainy	ACL1_1hr_3_000944	2.7209	2.7233	6085.23	6086.23	1.00	0.93	0.93	0.93	56	42.8



Location: ACL2a - Contractor HK/2012/08 Site office

Report on 24-hour TSP monitoring
Action Level ($\mu\text{g}/\text{m}^3$) - 187.3
Limit Level ($\mu\text{g}/\text{m}^3$) - 260

Date	Sampling Time	Weather Condition	Filter paper no.	Filter Weight, g		Elapse Time, hr		Sampling Time, hr	Flow Rate, m^3/min			Total Volume, m^3	TSP Level, $\mu\text{g}/\text{m}^3$
				Initial	Final	Initial	Final		Initial, Q_{si}	Final, Q_{sf}	Average		
6-Aug-19	8:00	Cloudy	ACL2a_24hr_000847	2.6766	2.6904	11159.78	11183.78	24.00	1.09	1.09	1.09	1574	8.8
12-Aug-19	8:00	Cloudy	ACL2a_24hr_000996	2.7129	2.7259	11186.78	11210.78	24.00	1.19	1.19	1.19	1711	7.6
17-Aug-19	8:00	Rainy	ACL2a_24hr_000986	2.7113	2.7754	11213.78	11237.78	24.00	1.19	1.19	1.19	1720	37.3
23-Aug-19	8:00	Cloudy	ACL2a_24hr_001344	2.8151	2.8494	11240.78	11264.78	24.00	1.21	1.21	1.21	1740	19.7
29-Aug-19	8:00	Rainy	ACL2a_24hr_001303	2.8397	2.8899	11267.78	11291.78	24.00	1.21	1.21	1.21	1745	28.8

Report on 1-hour TSP monitoring
Action Level ($\mu\text{g}/\text{m}^3$) - 300.1
Limit Level ($\mu\text{g}/\text{m}^3$) - 500

Date	Sampling Time	Weather Condition	Filter paper no.	Filter Weight, g		Elapse Time, hr		Sampling Time, hr	Flow Rate, m^3/min			Total Volume, m^3	TSP Level, $\mu\text{g}/\text{m}^3$
				Initial	Final	Initial	Final		Initial, Q_{si}	Final, Q_{sf}	Average		
7-Aug-19	8:30	Cloudy	ACL2a_1hr_1_000833	2.7033	2.7058	11183.78	11184.78	1.00	1.09	1.09	1.09	66	38.1
7-Aug-19	9:36	Cloudy	ACL2a_1hr_2_000906	2.6941	2.6983	11184.78	11185.78	1.00	1.09	1.09	1.09	66	64.1
7-Aug-19	13:00	Cloudy	ACL2a_1hr_3_000913	2.6952	2.6976	11185.78	11186.78	1.00	1.09	1.09	1.09	66	36.6
13-Aug-19	8:50	Rainy	ACL2a_1hr_1_000956	2.6954	2.6972	11210.78	11211.78	1.00	1.19	1.19	1.19	71	25.2
13-Aug-19	10:05	Rainy	ACL2a_1hr_2_000988	2.7134	2.7182	11211.78	11212.78	1.00	1.19	1.19	1.19	71	67.3
13-Aug-19	13:00	Rainy	ACL2a_1hr_3_000987	2.7040	2.7096	11212.78	11213.78	1.00	1.19	1.19	1.19	71	78.5
19-Aug-19	9:12	Cloudy	ACL2a_1hr_1_000391	2.7226	2.7270	11237.78	11238.78	1.00	1.19	1.19	1.19	72	61.5
19-Aug-19	10:21	Cloudy	ACL2a_1hr_2_000778	2.7153	2.7180	11238.78	11239.78	1.00	1.19	1.19	1.19	72	37.7
19-Aug-19	13:00	Cloudy	ACL2a_1hr_3_001318	2.8196	2.8216	11239.78	11240.78	1.00	1.19	1.19	1.19	72	28.0
24-Aug-19	8:35	Cloudy	ACL2a_1hr_1_001343	2.7969	2.8005	11264.78	11265.78	1.00	1.21	1.21	1.21	72	49.8
24-Aug-19	9:40	Cloudy	ACL2a_1hr_2_001342	2.8188	2.8385	11265.78	11266.78	1.00	1.21	1.21	1.21	72	272.3
24-Aug-19	10:42	Cloudy	ACL2a_1hr_3_001334	2.8212	2.8459	11266.78	11267.78	1.00	1.21	1.21	1.21	72	341.4
30-Aug-19	9:08	Rainy	ACL2a_1hr_1_001400	2.8367	2.8394	11291.78	11292.78	1.00	1.21	1.21	1.21	73	37.1
30-Aug-19	10:11	Rainy	ACL2a_1hr_2_000776	2.7212	2.7225	11292.78	11293.78	1.00	1.21	1.21	1.21	73	17.9
30-Aug-19	13:00	Rainy	ACL2a_1hr_3_000945	2.7135	2.7190	11293.78	11294.78	1.00	1.21	1.21	1.21	73	75.6



Location: ACL1 - City Hall

Report on 24-hour TSP monitoring

Action Level ($\mu\text{g}/\text{m}^3$) - 163

Limit Level ($\mu\text{g}/\text{m}^3$) - 260

Date	Sampling Time	Weather Condition	Filter paper no.	Filter Weight, g		Elapse Time, hr		Sampling Time, hr	Flow Rate, m^3/min			Total Volume, m^3	TSP Level, $\mu\text{g}/\text{m}^3$
				Initial	Final	Initial	Final		Initial, Q_{si}	Final, Q_{sf}	Average		
04-Sep-19	08:00	Rainy	ACL1_24hr_001051	2.7456	2.7744	6089.81	6113.81	24.00	0.93	0.93	0.93	1343	21.4
10-Sep-19	08:00	Cloudy	ACL1_24hr_001068	2.7377	2.7693	6113.81	6137.81	24.00	0.93	0.93	0.93	1340	23.6
16-Sep-19	08:00	Rainy	ACL1_24hr_001492	2.8042	2.8682	6140.81	6164.81	24.00	0.93	0.93	0.93	1341	47.7
23-Sep-19	16:15	Fine	ACL1_24hr_000151	2.6689	2.7432	6189.97	6213.97	24.00	1.06	1.06	1.06	1526	48.7
27-Sep-19	08:00	Fine	ACL1_24hr_000154	2.7098	2.8018	6213.97	6237.97	24.00	0.94	0.94	0.94	1351	68.1

Report on 1-hour TSP monitoring

Action Level ($\mu\text{g}/\text{m}^3$) - 460

Limit Level ($\mu\text{g}/\text{m}^3$) - 500

Date	Sampling Time	Weather Condition	Filter paper no.	Filter Weight, g		Elapse Time, hr		Sampling Time, hr	Flow Rate, m^3/min			Total Volume, m^3	TSP Level, $\mu\text{g}/\text{m}^3$
				Initial	Final	Initial	Final		Initial, Q_{si}	Final, Q_{sf}	Average		
05-Sep-19	08:05	Rainy	ACL1_1hr_1_001033	2.7827	2.7846	6086.81	6087.81	1.00	0.93	0.93	0.93	56	34.0
05-Sep-19	09:07	Rainy	ACL1_1hr_2_001035	2.7868	2.7880	6087.81	6088.81	1.00	0.93	0.93	0.93	56	21.5
05-Sep-19	10:11	Rainy	ACL1_1hr_3_001042	2.7452	2.7465	6088.81	6089.81	1.00	1.05	1.05	1.05	63	20.6
11-Sep-19	08:30	Cloudy	ACL1_1hr_1_001091	2.8045	2.8062	6137.81	6138.81	1.00	0.93	0.93	0.93	56	30.4
11-Sep-19	09:34	Cloudy	ACL1_1hr_2_001096	2.7758	2.7771	6138.81	6139.81	1.00	0.93	0.93	0.93	56	23.3
11-Sep-19	10:39	Cloudy	ACL1_1hr_3_001408	2.7908	2.7950	6139.81	6140.81	1.00	0.93	0.93	0.93	56	75.2
17-Sep-19	09:10	Cloudy	ACL1_1hr_1_000134	2.7001	2.7033	6164.81	6165.81	1.00	0.93	0.93	0.93	56	57.2
17-Sep-19	10:20	Cloudy	ACL1_1hr_2_000137	2.6574	2.6602	6165.81	6166.81	1.00	0.93	0.93	0.93	56	50.1
17-Sep-19	13:00	Cloudy	ACL1_1hr_3_000140	2.6590	2.6629	6166.81	6167.81	1.00	0.93	0.93	0.93	56	69.8
23-Sep-19	13:00	Fine	ACL1_1hr_1_000127	2.6603	2.6657	6186.97	6187.97	1.00	1.06	1.06	1.06	64	85.0
23-Sep-19	14:02	Fine	ACL1_1hr_2_000147	2.6826	2.6873	6187.97	6188.97	1.00	1.06	1.06	1.06	64	74.0
23-Sep-19	15:10	Fine	ACL1_1hr_3_000150	2.6648	2.6688	6188.97	6189.97	1.00	1.06	1.06	1.06	64	63.0
02-Oct-19	08:30	Fine	ACL1_1hr_1_000155	2.6489	2.6543	6237.97	6238.97	1.00	0.94	0.94	0.94	56	96.1
02-Oct-19	09:32	Fine	ACL1_1hr_2_000156	2.7119	2.7154	6238.97	6239.97	1.00	0.94	0.94	0.94	56	62.3
02-Oct-19	10:34	Fine	ACL1_1hr_3_000157	2.6867	2.6912	6239.97	6240.97	1.00	0.94	0.94	0.94	56	80.1



Location: ACL2a - Contractor HK/2012/08 Site office

Report on 24-hour TSP monitoring
Action Level ($\mu\text{g}/\text{m}^3$) - 187.3
Limit Level ($\mu\text{g}/\text{m}^3$) - 260

Date	Sampling Time	Weather Condition	Filter paper no.	Filter Weight, g		Elapse Time, hr		Sampling Time, hr	Flow Rate, m^3/min			Total Volume, m^3	TSP Level, $\mu\text{g}/\text{m}^3$
				Initial	Final	Initial	Final		Initial, Q_{si}	Final, Q_{sf}	Average		
04-Sep-19	08:00	Rainy	ACL2a_24hr_001061	2.7648	2.8099	11294.78	11318.78	24.00	1.17	1.17	1.17	1679	26.9
10-Sep-19	08:00	Cloudy	ACL2a_24hr_001067	2.7570	2.7693	11321.78	11345.78	24.00	1.21	1.21	1.21	1744	7.1
17-Sep-19	11:30	Rainy	ACL2a_24hr_001471	2.7791	2.8983	11351.78	11375.78	24.00	1.21	1.21	1.21	1746	68.3
21-Sep-19	08:00	Fine	ACL2a_24hr_001441	2.7944	3.0398	11375.78	11399.78	24.00	1.12	1.12	1.12	1614	152.1
27-Sep-19	08:00	Fine	ACL2a_24hr_001411	2.7958	2.9731	11402.78	11426.78	24.00	1.22	1.22	1.22	1752	101.2

Report on 1-hour TSP monitoring
Action Level ($\mu\text{g}/\text{m}^3$) - 300.1
Limit Level ($\mu\text{g}/\text{m}^3$) - 500

Date	Sampling Time	Weather Condition	Filter paper no.	Filter Weight, g		Elapse Time, hr		Sampling Time, hr	Flow Rate, m^3/min			Total Volume, m^3	TSP Level, $\mu\text{g}/\text{m}^3$
				Initial	Final	Initial	Final		Initial, Q_{si}	Final, Q_{sf}	Average		
05-Sep-19	08:01	Rainy	ACL2a_1hr_1_001034	2.7507	2.7518	11318.78	11319.78	1.00	1.17	1.17	1.17	70	15.7
05-Sep-19	09:02	Rainy	ACL2a_1hr_2_001041	2.7622	2.7634	11319.78	11320.78	1.00	1.17	1.17	1.17	70	17.2
05-Sep-19	10:05	Rainy	ACL2a_1hr_3_001050	2.7835	2.7854	11320.78	11321.78	1.00	1.17	1.17	1.17	70	27.2
11-Sep-19	08:15	Cloudy	ACL2a_1hr_1_001090	2.7607	2.7631	11345.78	11346.78	1.00	1.21	1.21	1.21	73	33.0
11-Sep-19	09:17	Cloudy	ACL2a_1hr_2_001095	2.7926	2.7945	11346.78	11347.78	1.00	1.21	1.21	1.21	73	26.1
11-Sep-19	10:19	Cloudy	ACL2a_1hr_3_001407	2.8265	2.8308	11347.78	11348.78	1.00	1.21	1.21	1.21	73	59.2
17-Sep-19	08:00	Cloudy	ACL2a_1hr_1_001453	2.8049	2.8122	11348.78	11349.78	1.00	1.21	1.21	1.21	73	100.4
17-Sep-19	09:02	Cloudy	ACL2a_1hr_2_001459	2.8052	2.8126	11349.78	11350.78	1.00	1.21	1.21	1.21	73	101.8
17-Sep-19	10:05	Cloudy	ACL2a_1hr_3_001465	2.8101	2.8180	11350.78	11351.78	1.00	1.21	1.21	1.21	73	108.7
23-Sep-19	08:49	Fine	ACL2a_1hr_1_001010	2.7660	2.7738	11399.78	11400.78	1.00	1.12	1.12	1.12	67	115.6
23-Sep-19	09:51	Fine	ACL2a_1hr_2_001423	2.8072	2.8084	11400.78	11401.78	1.00	1.12	1.12	1.12	67	17.8
23-Sep-19	13:00	Fine	ACL2a_1hr_3_001417	2.8192	2.8273	11401.78	11402.78	1.00	1.12	1.12	1.12	67	120.0
28-Sep-19	08:30	Fine	ACL2a_1hr_1_001912	2.8650	2.8834	11426.78	11427.78	1.00	1.22	1.22	1.22	73	252.2
28-Sep-19	09:32	Fine	ACL2a_1hr_2_001916	2.8671	2.8791	11427.78	11428.78	1.00	1.22	1.22	1.22	73	164.5
28-Sep-19	10:24	Fine	ACL2a_1hr_3_001921	2.8496	2.8655	11428.78	11429.78	1.00	1.22	1.22	1.22	73	217.9



Location: ACL1 - City Hall

Report on 24-hour TSP monitoring

Action Level ($\mu\text{g}/\text{m}^3$) - 163
 Limit Level ($\mu\text{g}/\text{m}^3$) - 260

Date	Sampling Time	Weather Condition	Filter paper no.	Filter Weight, g		Elapse Time, hr		Sampling Time, hr	Flow Rate, m^3/min			Total Volume, m^3	TSP Level, $\mu\text{g}/\text{m}^3$
				Initial	Final	Initial	Final		Initial, Q_{si}	Final, Q_{sf}	Average		
03-Oct-19	08:00	Fine	ACL1_24hr_000158	2.6930	2.7537	6240.97	6264.97	24.00	0.93	0.93	0.93	1345	45.1
09-Oct-19	08:00	Fine	ACL1_24hr_000170	2.6760	2.7649	6267.97	6291.97	24.00	0.94	0.94	0.94	1349	65.9
16-Oct-19	08:00	Fine	ACL1_24hr_000192	2.6564	2.7401	6294.97	6318.97	24.00	0.94	0.94	0.94	1357	61.7
21-Oct-19	08:00	Fine	ACL1_24hr_001508	2.7643	2.8257	6321.87	6345.87	24.00	1.43	1.44	1.44	2070	29.7
26-Oct-19	08:00	Fine	ACL1_24hr_001615	2.8041	2.9232	6348.97	6372.97	24.00	1.44	1.44	1.44	2074	57.4

Report on 1-hour TSP monitoring

Action Level ($\mu\text{g}/\text{m}^3$) - 460
 Limit Level ($\mu\text{g}/\text{m}^3$) - 500

Date	Sampling Time	Weather Condition	Filter paper no.	Filter Weight, g		Elapse Time, hr		Sampling Time, hr	Flow Rate, m^3/min			Total Volume, m^3	TSP Level, $\mu\text{g}/\text{m}^3$
				Initial	Final	Initial	Final		Initial, Q_{si}	Final, Q_{sf}	Average		
04-Oct-19	08:15	Fine	ACL1_1hr_1_000161	2.6593	2.6635	6264.97	6265.97	1.00	0.93	0.93	0.93	56	74.9
04-Oct-19	09:20	Fine	ACL1_1hr_2_000164	2.6694	2.6726	6265.97	6266.97	1.00	0.93	0.93	0.93	56	57.1
04-Oct-19	10:25	Fine	ACL1_1hr_3_000167	2.6689	2.6721	6266.97	6267.97	1.00	0.93	0.93	0.93	56	57.1
10-Oct-19	08:55	Fine	ACL1_1hr_1_000173	2.7016	2.7055	6291.97	6292.97	1.00	0.94	0.94	0.94	56	69.4
10-Oct-19	09:00	Fine	ACL1_1hr_2_000176	2.7331	2.7362	6292.97	6293.97	1.00	0.94	0.94	0.94	56	55.2
10-Oct-19	10:05	Fine	ACL1_1hr_3_000179	2.6799	2.6844	6293.97	6294.97	1.00	0.94	0.94	0.94	56	80.1
16-Oct-19	08:55	Fine	ACL1_1hr_1_000183	2.6899	2.6937	6318.97	6319.97	1.00	0.94	0.94	0.94	57	67.1
16-Oct-19	09:00	Fine	ACL1_1hr_2_000186	2.6757	2.6791	6319.97	6320.97	1.00	0.94	0.94	0.94	57	60.1
16-Oct-19	10:05	Fine	ACL1_1hr_3_000189	2.6664	2.6709	6320.97	6321.97	1.00	0.94	0.94	0.94	57	79.5
22-Oct-19	09:00	Fine	ACL1_1hr_1_000197	2.6514	2.6551	6345.87	6346.87	1.00	1.44	1.44	1.44	86	42.8
22-Oct-19	10:05	Fine	ACL1_1hr_2_000200	2.6464	2.6508	6346.87	6347.87	1.00	1.44	1.44	1.44	86	50.9
22-Oct-19	13:00	Fine	ACL1_1hr_3_001620	2.7575	2.7634	6347.87	6348.87	1.00	1.44	1.44	1.44	86	68.3
28-Oct-19	09:05	Fine	ACL1_1hr_1_001608	2.8010	2.8048	6372.97	6373.97	1.00	1.44	1.44	1.44	86	44.0
28-Oct-19	10:10	Fine	ACL1_1hr_2_001532	2.7562	2.7616	6373.97	6374.97	1.00	1.44	1.44	1.44	86	62.5
28-Oct-19	13:00	Fine	ACL1_1hr_3_001529	2.7890	2.7937	6374.97	6375.97	1.00	1.44	1.44	1.44	86	54.4



Location: ACL2a - Contractor HK/2012/08 Site office

Report on 24-hour TSP monitoring
Action Level ($\mu\text{g}/\text{m}^3$) - 187.3
Limit Level ($\mu\text{g}/\text{m}^3$) - 260

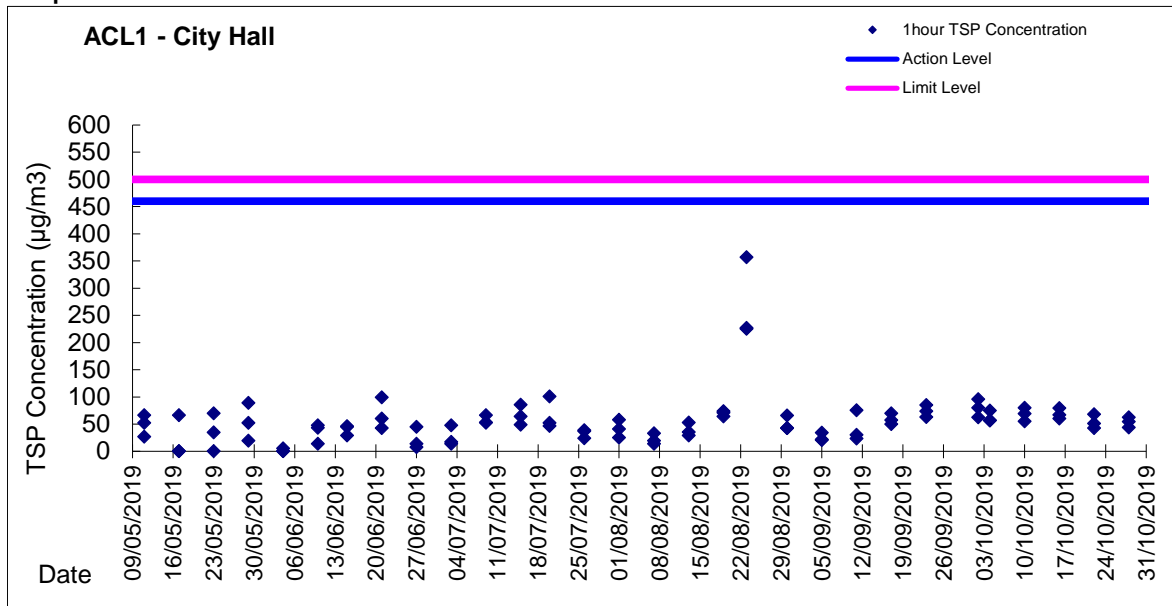
Date	Sampling Time	Weather Condition	Filter paper no.	Filter Weight, g		Elapse Time, hr		Sampling Time, hr	Flow Rate, m^3/min			Total Volume, m^3	TSP Level, $\mu\text{g}/\text{m}^3$
				Initial	Final	Initial	Final		Initial, Q_{si}	Final, Q_{sf}	Average		
03-Oct-19	08:00	Fine	ACL2a_24hr_001937	2.8132	2.8960	11429.78	11453.78	24.00	1.12	1.12	1.12	1615	51.3
09-Oct-19	08:00	Fine	ACL2a_24hr_001968	2.8450	2.9729	11456.78	11480.78	24.00	1.12	1.12	1.12	1618	79.0
15-Oct-19	08:00	Fine	ACL2a_24hr_001520	2.7835	2.9198	11483.78	11507.78	24.00	1.13	1.13	1.13	1625	83.9
21-Oct-19	08:00	Fine	ACL2a_24hr_001559	2.7809	2.9392	11510.78	11534.78	24.00	1.36	1.36	1.36	1957	80.9
26-Oct-19	08:00	Fine	ACL2a_24hr_001548	2.7663	2.9703	11537.78	11561.78	24.00	1.31	1.31	1.31	1884	108.3

Report on 1-hour TSP monitoring
Action Level ($\mu\text{g}/\text{m}^3$) - 300.1
Limit Level ($\mu\text{g}/\text{m}^3$) - 500

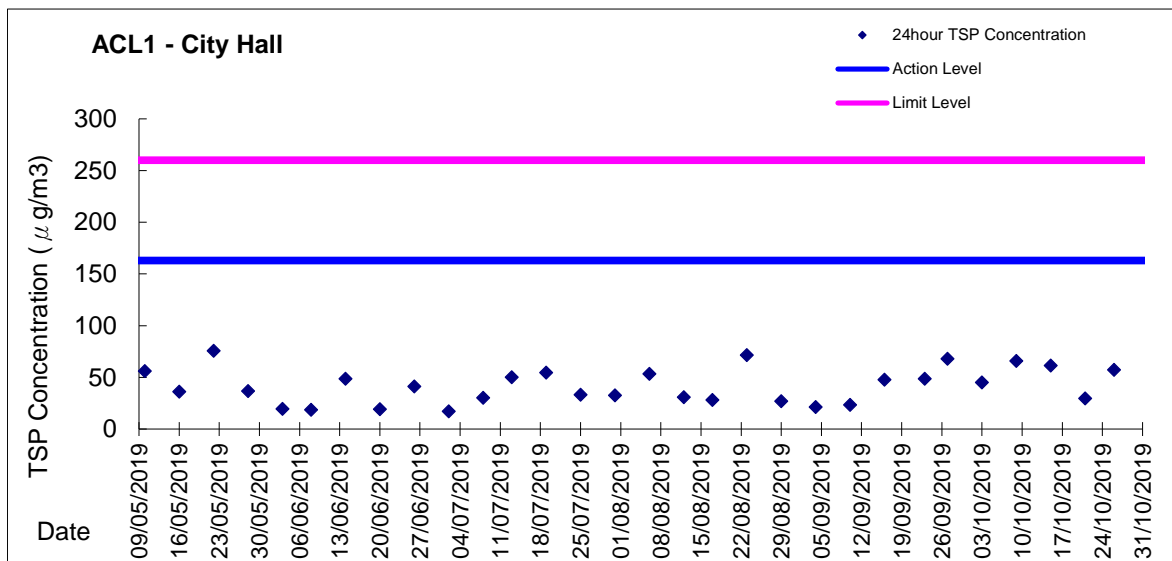
Date	Sampling Time	Weather Condition	Filter paper no.	Filter Weight, g		Elapse Time, hr		Sampling Time, hr	Flow Rate, m^3/min			Total Volume, m^3	TSP Level, $\mu\text{g}/\text{m}^3$
				Initial	Final	Initial	Final		Initial, Q_{si}	Final, Q_{sf}	Average		
04-Oct-19	09:50	Fine	ACL2a_1hr_1_001997	2.8039	2.8090	11453.78	11454.78	1.00	1.12	1.12	1.12	67	75.8
04-Oct-19	10:55	Fine	ACL2a_1hr_2_001983	2.8486	2.8549	11454.78	11455.78	1.00	1.12	1.12	1.12	67	93.6
04-Oct-19	13:00	Fine	ACL2a_1hr_3_001962	2.8216	2.8273	11455.78	11456.78	1.00	1.12	1.12	1.12	67	84.7
10-Oct-19	09:52	Fine	ACL2a_1hr_1_001987	2.8381	2.8454	11480.78	11481.78	1.00	1.12	1.12	1.12	67	108.3
10-Oct-19	10:54	Fine	ACL2a_1hr_2_001508	2.7858	2.7925	11481.78	11482.78	1.00	1.12	1.12	1.12	67	99.4
10-Oct-19	13:00	Fine	ACL2a_1hr_3_001514	2.7757	2.7820	11482.78	11483.78	1.00	1.12	1.12	1.12	67	93.5
16-Oct-19	09:52	Fine	ACL2a_1hr_1_001985	2.8606	2.8666	11507.78	11508.78	1.00	1.13	1.13	1.13	68	88.6
16-Oct-19	10:54	Fine	ACL2a_1hr_2_001571	2.7521	2.7566	11508.78	11509.78	1.00	1.13	1.13	1.13	68	66.5
16-Oct-19	13:00	Fine	ACL2a_1hr_3_001565	2.7540	2.7594	11509.78	11510.78	1.00	1.13	1.13	1.13	68	79.7
22-Oct-19	08:30	Fine	ACL2a_1hr_1_001984	2.8589	2.8675	11534.78	11535.78	1.00	1.36	1.36	1.36	82	105.4
22-Oct-19	09:32	Fine	ACL2a_1hr_2_001626	2.7763	2.7830	11535.78	11536.78	1.00	1.36	1.36	1.36	82	82.1
22-Oct-19	10:35	Fine	ACL2a_1hr_3_001632	2.7878	2.7980	11536.78	11537.78	1.00	1.36	1.36	1.36	82	125.0
28-Oct-19	08:45	Fine	ACL2a_1hr_1_001668	2.7326	2.7403	11561.78	11562.78	1.00	1.31	1.31	1.31	79	98.1
28-Oct-19	09:47	Fine	ACL2a_1hr_2_001667	2.7563	2.7620	11562.78	11563.78	1.00	1.31	1.31	1.31	79	72.6
28-Oct-19	10:49	Fine	ACL2a_1hr_3_001674	2.7912	2.8022	11563.78	11564.78	1.00	1.31	1.31	1.31	79	140.1



Graphic Presentation of 1 hour TSP Result

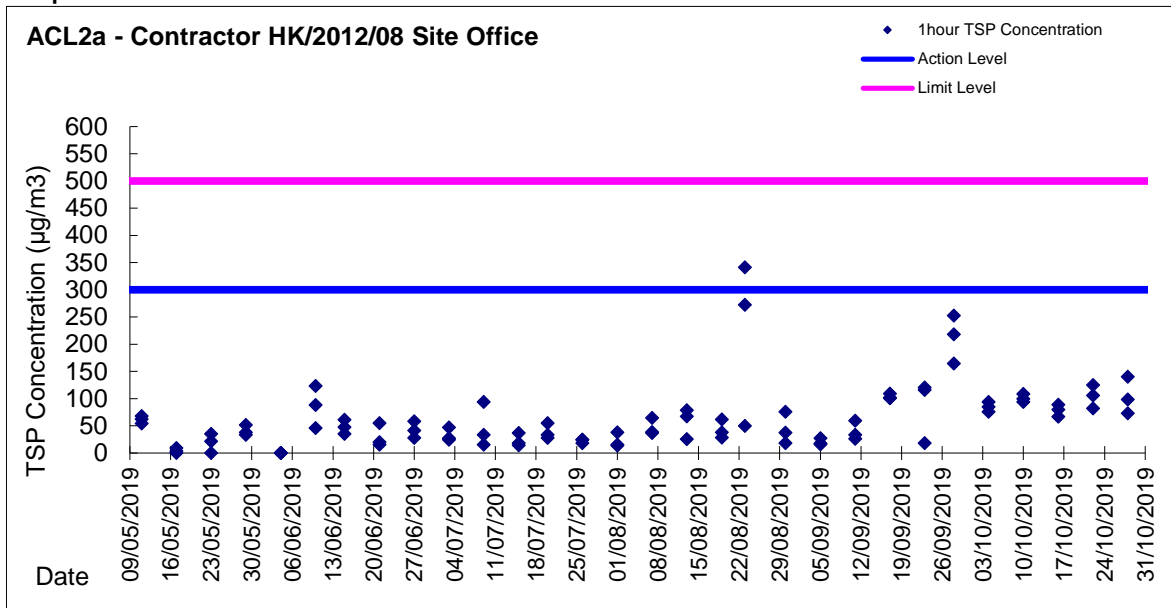


Graphic Presentation of 24 hour TSP Result





Graphic Presentation of 1 hour TSP Result



Graphic Presentation of 24 hour TSP Result

